

### 1. ENGINE

Baudouin four stroke heavy duty high performance industrial type diesel engine.

### 2. ENGINE FILTRATION SYSTEM

- Cartridge type dry air filters.
- Cartridge type fuel filters.
- Full flow lube oil filters.

All filters have replaceable elements.

### 3. COOLING RADIATOR

Radiator and cooling fan, complete with safety guards, designed to cool the engine at high ambient temperatures (consult your dealer for de-ration factors).

### 4. CIRCUIT BREAKER TYPE

3 pole MCB / MCCB (supplied disconnected and without cables)

### CONTROL PANEL

Make	Deep Sea
Model	DSE7320/7310

The DSE7310 is an Automatic start Control Module and The DSE7320 is an auto Mains(Utility) Failure Control Module. Both Modules have been designed to start and stop diesel and gas generating sets that include electronic and non-electronic engines. The DSE7320 includes the additional capability of being able to monitor a mains(utility) supply.

- Backed up real time clock
- 132x64 pixel LCD display
- Programmable event logging(50), showing reason, date and time
- Five key menu navigation
- Fully configurable via PC software
- Configurable start & fuel outputs
- KWh monitoring
- Automatic load transfer
- Magnetic pick-up
- Front panel programming
- Multiple date and time exercise scheduler
- Programmable load shedding/acceptance
- KW overload protection
- Unbalanced load protection
- DSENet compatible
- Engine exercise mode

### ENGINE / TECHNICAL DATA

Engine Make	Baudouin			
Engine Model	6M16G6D0/S			
Governing class	ISO 5-8528 Class G3			
Number of Cylinders	6			
Cylinder Arrangement	In-Line			
Bore and Stroke mm	126 X 130			
Displacement / Cubic Capacity litres	9.726			
Induction System	Turbocharged and Aftercooled			
Cycle	Diesel 4 stroke			
Combustion System	Direct Injection			
Compression Ratio	17:1			
Rotation	Counter Clockwise, viewed on flywheel			
Cooling System	Liquid (water %50+ antifreeze)			
Frequency and Engine Speed	50Hz & 1500rpm		60Hz & 1800rpm	
	<b>Prime</b>	<b>Standby</b>	<b>Prime</b>	<b>Standby</b>
Gross Engine Power kWm (Bhp)	240(322)	264(354)	262 (351)	288(386)
Fuel Consumption@ %50 load L/hr	28.3	-	31.4	-
@ %75 load L/hr	42.2	-	46.2	-
@ %100 load L/hr	56.9	63.4	62.6	70.1
Total Lubrication System Capacity litres	30	30	30	30
Total Coolant Capacity (inc. radiator) litres	42	42	42	42
Exhaust Temperature:°C	≤ 600	≤ 600	550	≤ 600
Radiator Cooling Air Flow (Min): m³/min	415	415	481.2	481.2
Exhaust Gas Flow:m³/min	46.8	50.6	50.3	54.4

### DIMENSIONS AND WEIGHT\*

Length mm	Width mm	Height mm	Weight* kg (wet)
2990	1050	1650	-

\* For skid mounted genset without enclosure wet weight = with lube oil and coolant

Output Ratings	Prime	Standby
415-380 V, 3 ph, 50 Hz, 1500 rpm	250.0 KVA	275.0 KVA
	200.0 KW	220.0 KW
480 V, 3 ph, 60 Hz, 1800 rpm	279.5 KVA	307.45 KVA
	223.6 KW	246.0 KW

Applicable Voltages: 127/220 V at 60 Hz only (Consult your dealer for more details)

Ratings at 0.8 Power Factor

# 250 KVA

POWERED BY:



### ALTERNATOR DATA

Make	Leroy Somer
Model	TAL-A46-D
KVA	250
KW	200
No. of bearings	1
Insulation class	H
Total Harmonic Content	in linear load <5% , in no load < 3.5%
Winding Leads	6-wire (12-wire option)
Ingress Protection	IP23
Excitation System	SHUNT
Winding Pitch	2/3 (Winding 6 or 6S)
AVR Model	R150
Overspeed	2250 mn <sup>-1</sup>
Voltage Regulation	± 1 %
Short Circuit Capacity	-

The image shown above might not be the final product



## STANDARD SPECIFICATIONS

### 5. FUEL SYSTEM

On Generating Sets up to 2000 KVA, the base frame design can be incorporated with an integral fuel tank with a capacity of approx. 8 hours running at Full Load. The tank is supplied complete with fill cap breather fuel feed and return lines to the Engine and drain plug.

### 6. ALTERNATOR

#### 6.1 INSULATION SYSTEM

- The insulation system is Class H.
- All windings are impregnated in either a triple dipthermosetting liquid, oil and acid resisting polyester varnish or vacuum pressure impregnated with a special polyester resin.

- Heavy coat of antitracking varnish additional protection against moisture.

#### 6.2 AUTOMATIC VOLTAGE REGULATOR (AVR)

The fully sealed Automatic Voltage Regulator maintains the Voltage Regulation at  $\pm 1\%$ . Nominal adjustment by means of a trim pot incorporated on the AVR.

**6.3 MOTOR STARTING** an overload capacity equivalent to 300% of the Full Load impedance at zero Power Factor can be sustained for 10 seconds.

### 7. MOUNTING ARRANGEMENT

#### 7.1 BASE FRAME

The complete Generating Set is mounted as a whole on a heavy duty fabricated steel Baseframe.

**7.2 COUPLING** The Engine and Alternator are directly coupled by means of an SAE flange. The Engine flywheel is flexibly coupled to the Alternator rotor.

**7.3 ANTI-VIBRATION MOUNTING PADS anti-Vibration** pads are affixed between the Engine / Alternator feet and the Baseframe thus ensuring complete vibration isolation of the rotating assembly. The Fan & Fan Drive along with the Battery Charging

**7.4 SAFETY GUARDS** The Fan & Fan Drive along with the Battery Charging Alternator are Safety Guard protected for personal protection.

### 8. FACTORY TESTS

- The Generating set is load tested before dispatch
- All protective devices control functions and site load conditions are simulated. The generator and it's systems are checked before dispatch.

**9. EQUIPMENT FINISHING** all mild steel components are fully degreased and painted with powder coated paint to ensure maximum scuff resistance and durability.

### RATINGS DEFINITION

#### Prime Power

These ratings are applicable for supplying continuous electrical power (at variable load) in lieu of commercially purchased power. 10% overload power is available for 1 hour in 12 hours continuous operation.

#### Standby Power

These ratings are applicable for supplying continuous electrical power (at variable load) in the event of a utility power failure. No overload is permitted on these ratings.

### STANDARD REFERENCE CONDITIONS

Output ratings are presented at 25°C air inlet temperature, barometric pressure 100 kPa, relative humidity 30%. This generating set is designed to operate at high ambient temperatures (up to 55°C), humidity (up to 99%) and altitudes. De-rating may apply, please consult your dealer for specific site ratings.

**STAUNCH** Generators are assembled Some of the specifications are not standard on all Genset models. In facilities certified to ISO 9001 All information in this document is substantially correct at time of printing and may be altered subsequently.

Generating Set pictured may include optional accessories.

**10. DOCUMENTATIONS** a set of Operation & Maintenance manual, Circuit wiring diagrams and Commissioning / Fault Finding instruction leaflets accompany the Generator.

**11. QUALITY STANDARDS** The equipment meets the following standards: BS4999, BS5000, BS5514 IEC 60034, VDE0530, NEMA MG 1.22 and ISO 8528.

**12. WARRANTY** All of the Generating Sets are covered under a warranty policy for a period of 12 months. Warranty of the equipment is in line with manufacturers warranty terms & conditions.

(check warranty statement for more details, as it may vary for different countries) In line with continuous product development, we reserve the right to change specifications without notice.

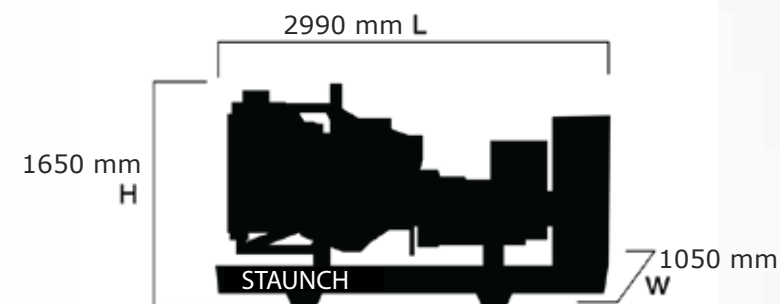
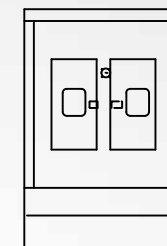
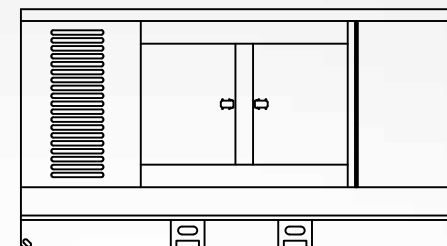
**For further information on all of the standard and optional features accompanying this product please contact your local dealer or visit:**

**[WWW.STAUNCHMACHINERY.COM](http://WWW.STAUNCHMACHINERY.COM)**

### AVAILABLE OPTIONS & ACCESSORIES

We offer a range of optional features and accessories to tailor our generating sets to meet your power needs.

#### Canopy dimensions provided upon request.



### ACCESSORIES

- switches
- Load banks
- Auxiliary fuel tanks
- Manual & automatic
- Genuine spare partstransfer

### OPTIONS

- Water jacket heater
- A variety of generating set
- Additional protection alarms
- Water fuel seperator control and synchronizing and shutdowns
- panels
- Battery charger